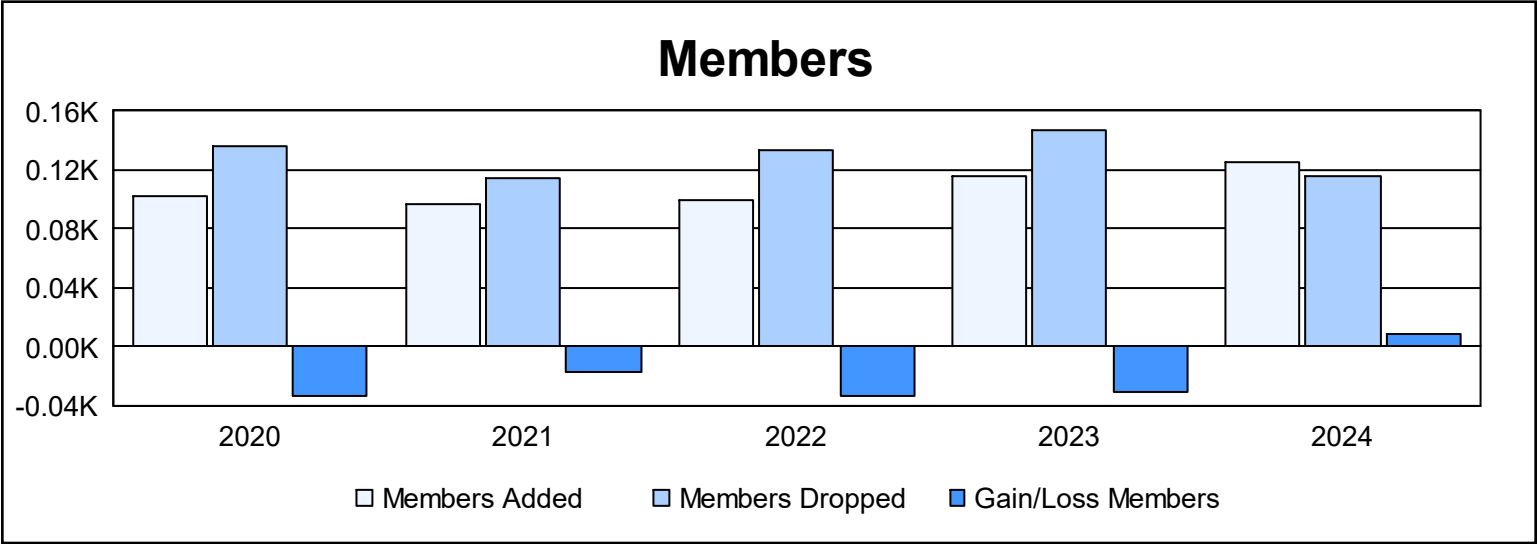
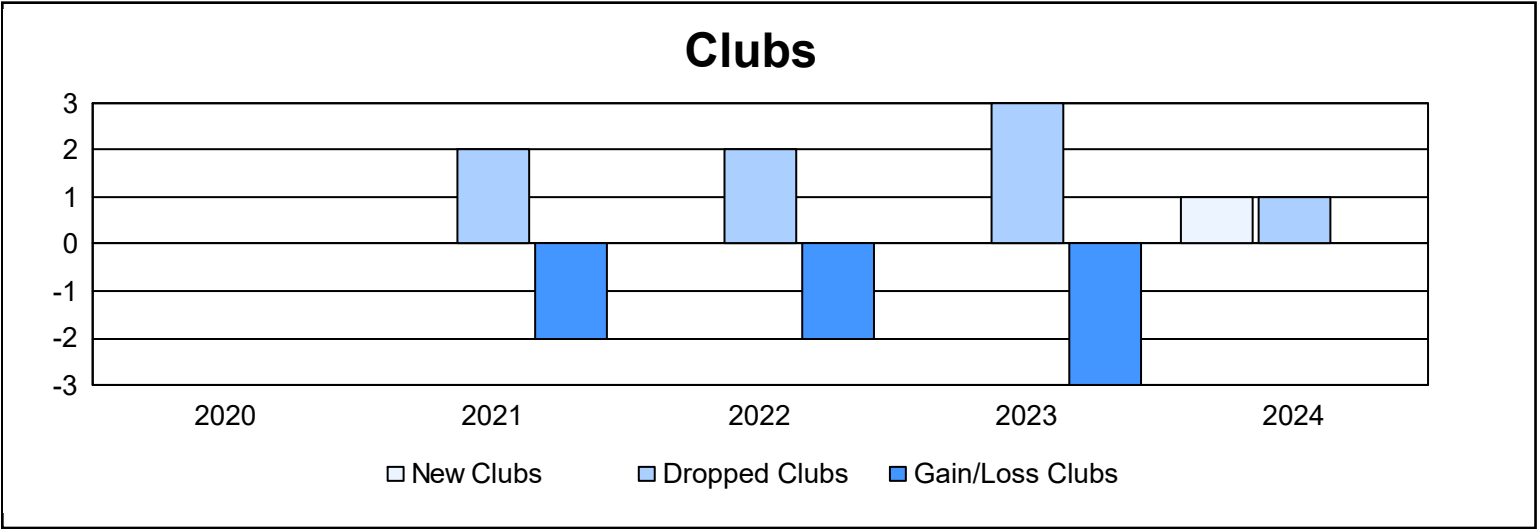
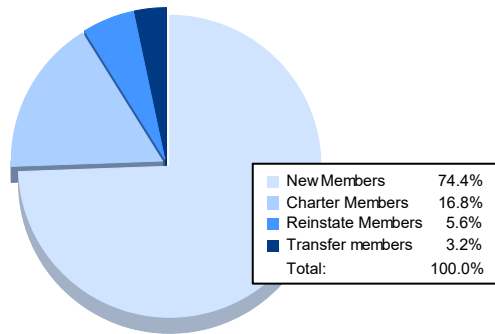


| Year | New Clubs | Dropped Clubs | Gain/ Loss Clubs | New Members | Charter Members | Reinstate Members | Transfer Members | Total Member Added | Total Members Dropped | Gain/ Loss Members |
|-----------|-----------|---------------|------------------|-------------|-----------------|-------------------|------------------|--------------------|-----------------------|--------------------|
| 2019-2020 | 0 | 0 | 0 | 90 | 0 | 3 | 9 | 102 | 136 | -34 |
| 2020-2021 | 0 | 2 | -2 | 90 | 1 | 2 | 4 | 97 | 114 | -17 |
| 2021-2022 | 0 | 2 | -2 | 96 | 0 | 2 | 2 | 100 | 134 | -34 |
| 2022-2023 | 0 | 3 | -3 | 102 | 0 | 8 | 6 | 116 | 147 | -31 |
| 2023-2024 | 1 | 1 | 0 | 93 | 21 | 7 | 4 | 125 | 116 | 9 |
| Average | 0 | 2 | -1 | 94 | 4 | 4 | 5 | 108 | 129 | -21 |



Membership Composition June 2024 Cumulative



Gender Composition June 2024 Cumulative

